

Semana del Mercado de Capitales

renta4banco

August 26, 2021



Atocongo Plant, Lima

Welcome to UNACEM's presentation!



1.OVERVIEW

Where we come from? Who we are?



4.UNACEM Peru

Market leadership and solid financial results



2.FUNDAMENTALS

Our country, our industry



5. CONSOLIDATED FINANCIAL HIGHLIGHTS

Results and debt profile



3.RECENT EVENTS

Corporate Governance and M&A



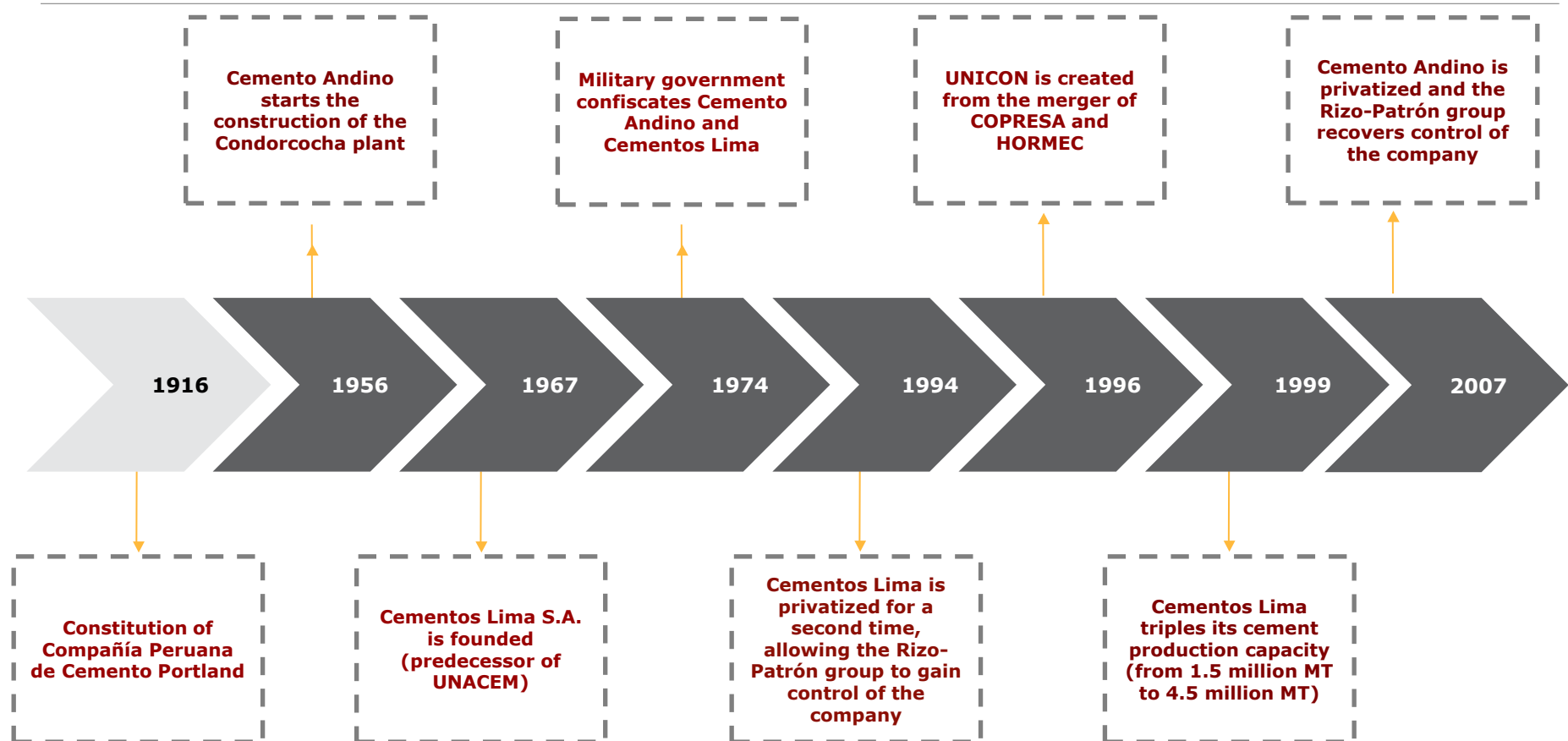
6.APPENDIX

Additional information

1. Overview

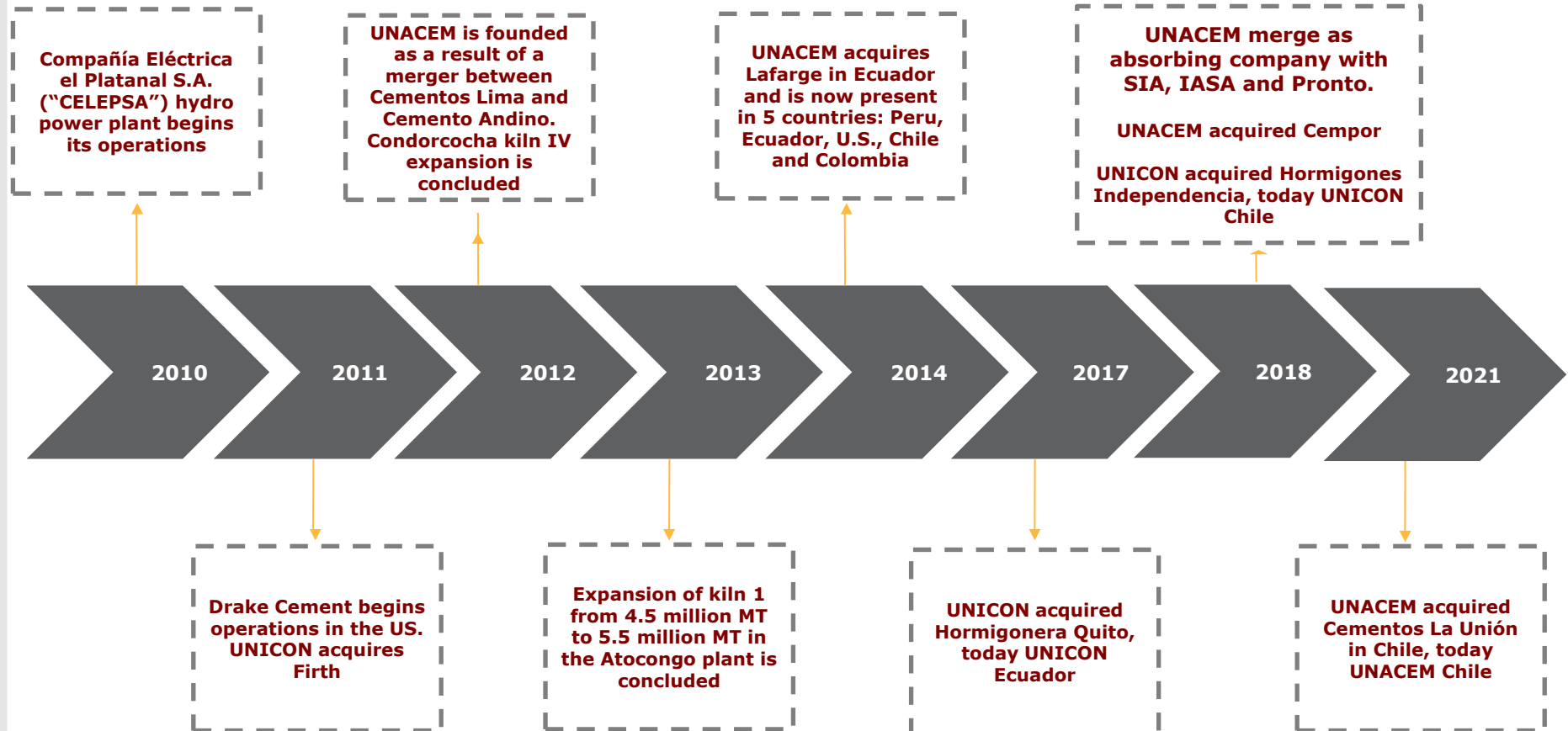


History



UNACEM has almost 100 years of successful operations in the Peruvian market...

History (cont.)



...developing new business segments and entering new markets in the region

UNACEM structure



Cement

UNACEM PERU
 DRAKE CEMENT
 UNACEM ECUADOR
 UNACEM CHILE

Concrete

UNICON PERU
 PREANSA Perú - Chile - Colombia
 CONCREMAX
 BASF The Chemical Company
 UNICON ECUADOR
 UNICON CHILE

Energy

celepsa
 celepsa Renewables
 Ambiand
 GEA

Services

ARPL Tecnología Industrial S.A.
 (Engineering)
 VIGIANDINA SEGURIDAD PRIVADA
 (Security)
 Inversiones Nacionales y Multinacionales S.A.
 (Real Estate Assets)

UNACEM S.A.A. is listed in the Lima Stock Exchange (BVL) with a Market Cap of USD 538.0 million, as of August 26th, 2021.
 FX Rate: PEN 4.089- 1,818,127,611 Common shares

ESG is at the core of our culture

Our purpose:

"Growing together to build a sustainable world"

Our strategic management focuses on sustainability based on 5 pillars:



With ambitious long-term aspirations with the environment



This is in line with:

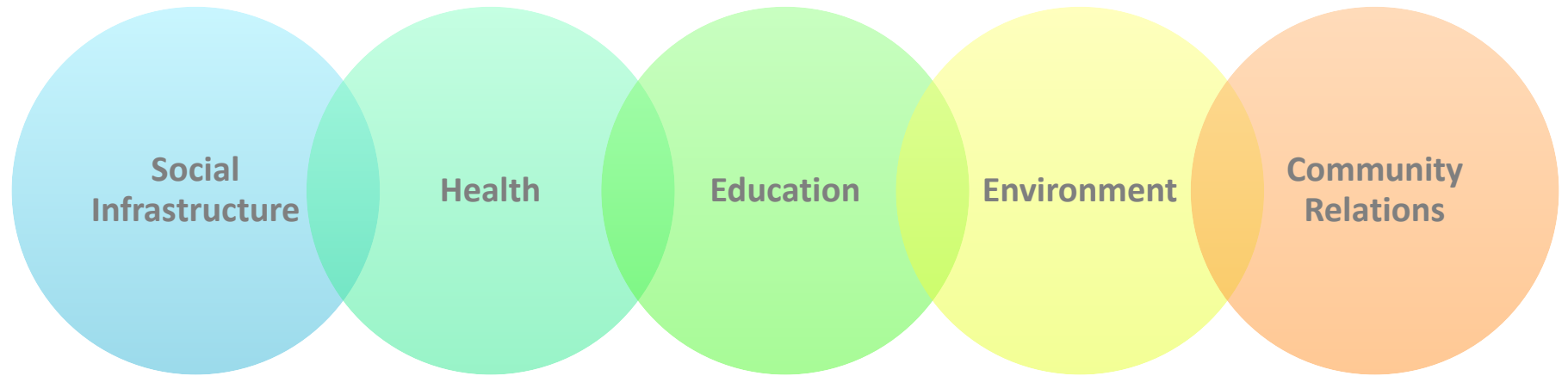


CO₂ route map
Inter-American Cement
Federation



Climate goal
Global Cement and
Concrete Association

Our social development approach works in 5 lines of action



Aligned with the UN Sustainable Development Goals

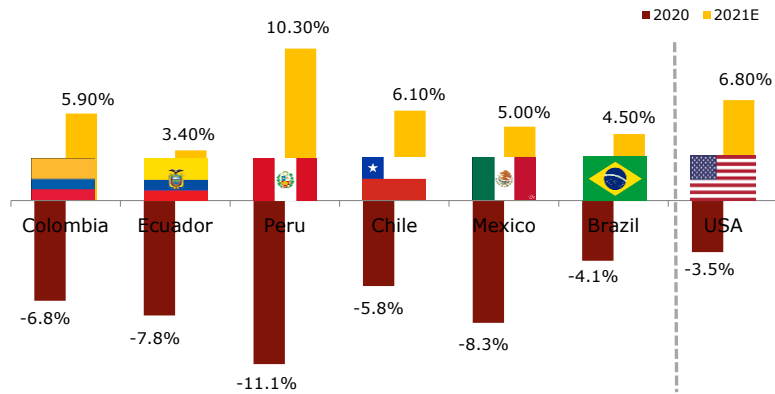


2. *Fundamentals*

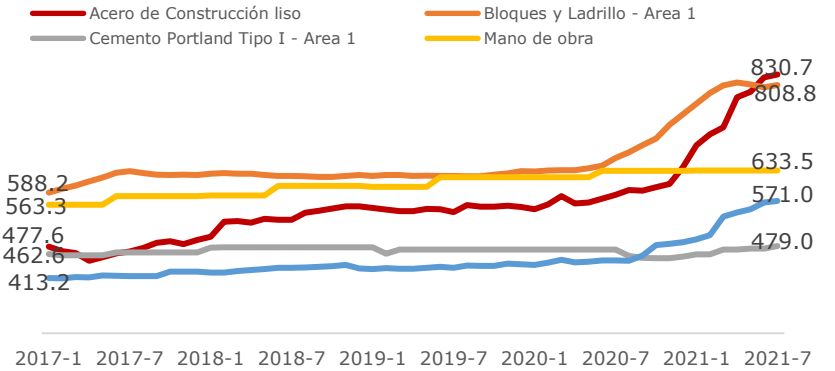


Macroeconomic fundamentals have been affected by COVID-19

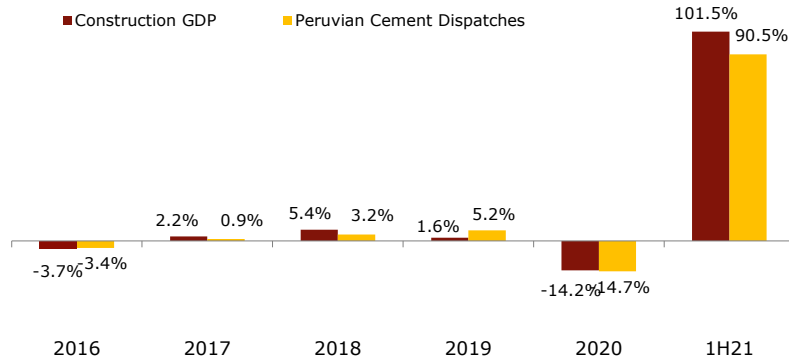
Latam GDP Growth
(Annual variation %)



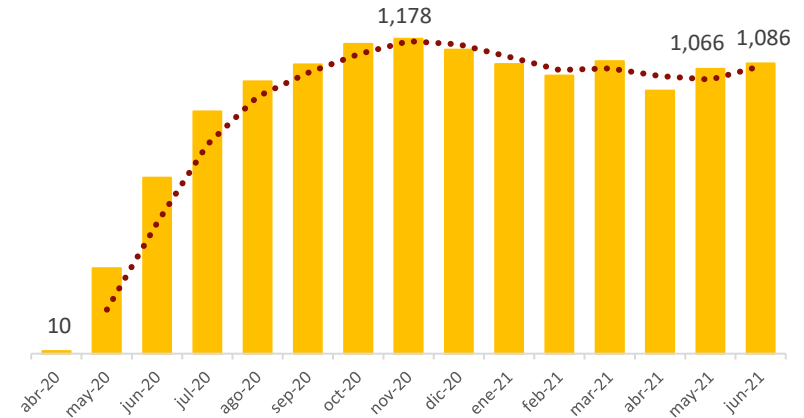
Construction materials index



Peru Construction GDP vs. Cement Dispatches
(Growth %)

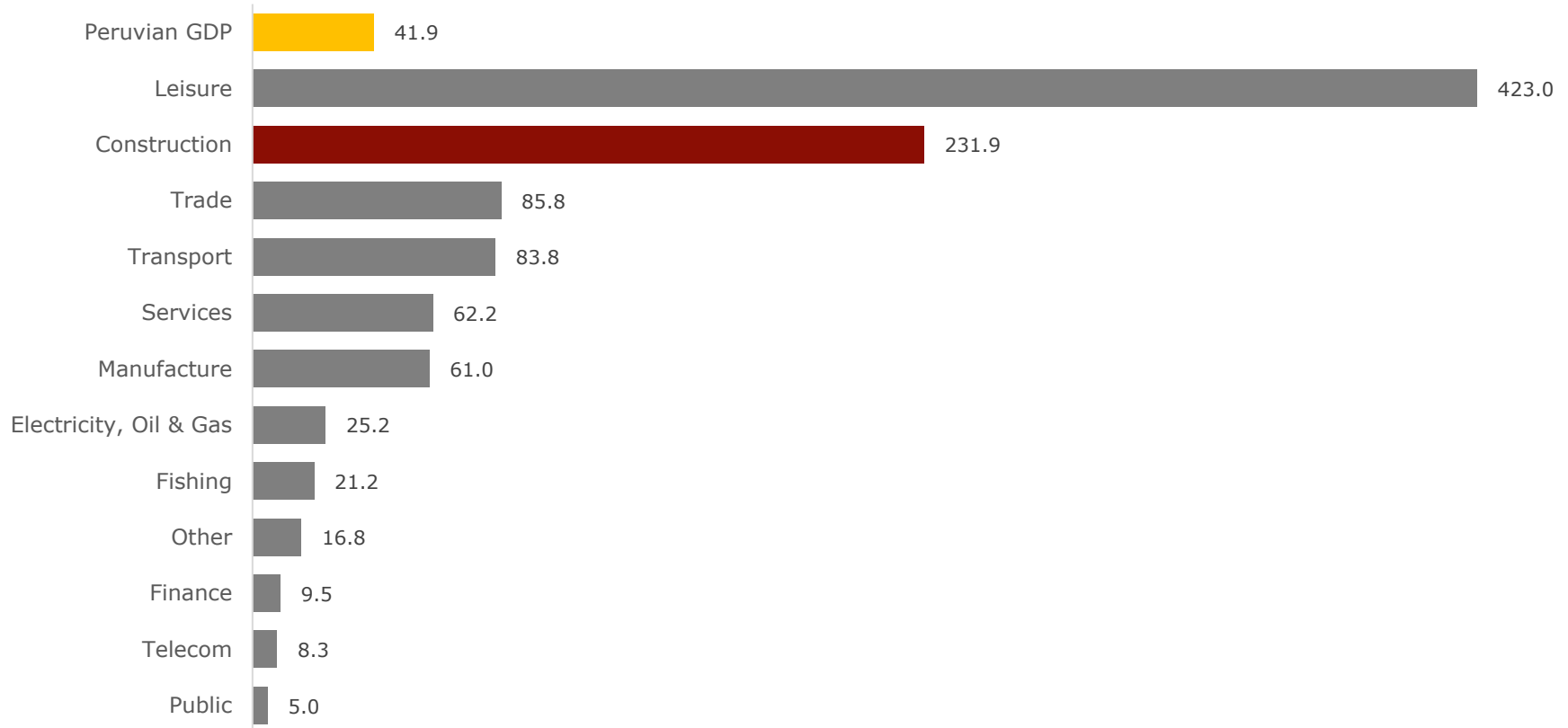


Cement Dispatches
(Monthly TM, thousands)



The construction sector has the strongest recovery in 2Q2021...

Peru GDP (YTD 2Q2021, % Growth)



... with G2G agreements to lead the execution of public works ...

Reconstruction Agreement

- Government of the United Kingdom of Great Britain and Northern Ireland
- Budget: PEN 7,000 million
- Term: 2 years



Works to be executed



17 rivers and 5 river creeks



7 drains


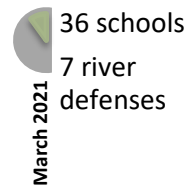


15 health centers



74 schools

Timeline



... and we can focus on the pipeline of granted projects

LINE 2 – METRO OF LIMA

Metro de Lima - Línea 2 USD 5,658 MM



TRANSPORTATION INFRASTRUCTURE

Jorge Chavez Airport Expansion USD 1,500 MM

Chancay Port USD 1,100 MM

Muelle Norte - Etapas 1 y 2 - Callao Port USD 370 MM

Mineral Terminal - Callao Port USD 150 MM

Pisco Airport Expansion USD 107 MM

TOTAL USD 3,227 MM



ROADS

Red Vial 4 USD 380 MM

Rutas Nuevas de Lima USD 590 MM

Amp. Red Vial 5 USD 100 MM

Amp. Red Vial 6 USD 300 MM

Ambo- Oyon - I USD 140 MM

TOTAL USD 1,510 MM



WATER AND SANITATION

Water and Sanitation in Lima (Sedapal) USD 166 MM

Pichanaki Hospital up-grade (Junin) USD 79 MM

TOTAL USD 245 MM



3. Recent Events



Atocongo Plant - Lima



On December 2020, UNACEM purchased 100% of the shares of Cementos La Unión S.A. (CLU CHILE) and 100% of the social rights of Inversiones Mel 20 Limitada (MEL20), subject to the approval of the Chilean National Economic Prosecutor (FNE). On February 23, 2021 the approval was obtained and took control at the end of March.

Main assets acquired	
Grinding Capacity	300,000 tons/year
Ready-mix capacity	336,000 m ³ /year
Location – Cement	Near port of San Antonio
Location – Ready-mix	Santiago and surrounding areas
Other assets	Tax credits

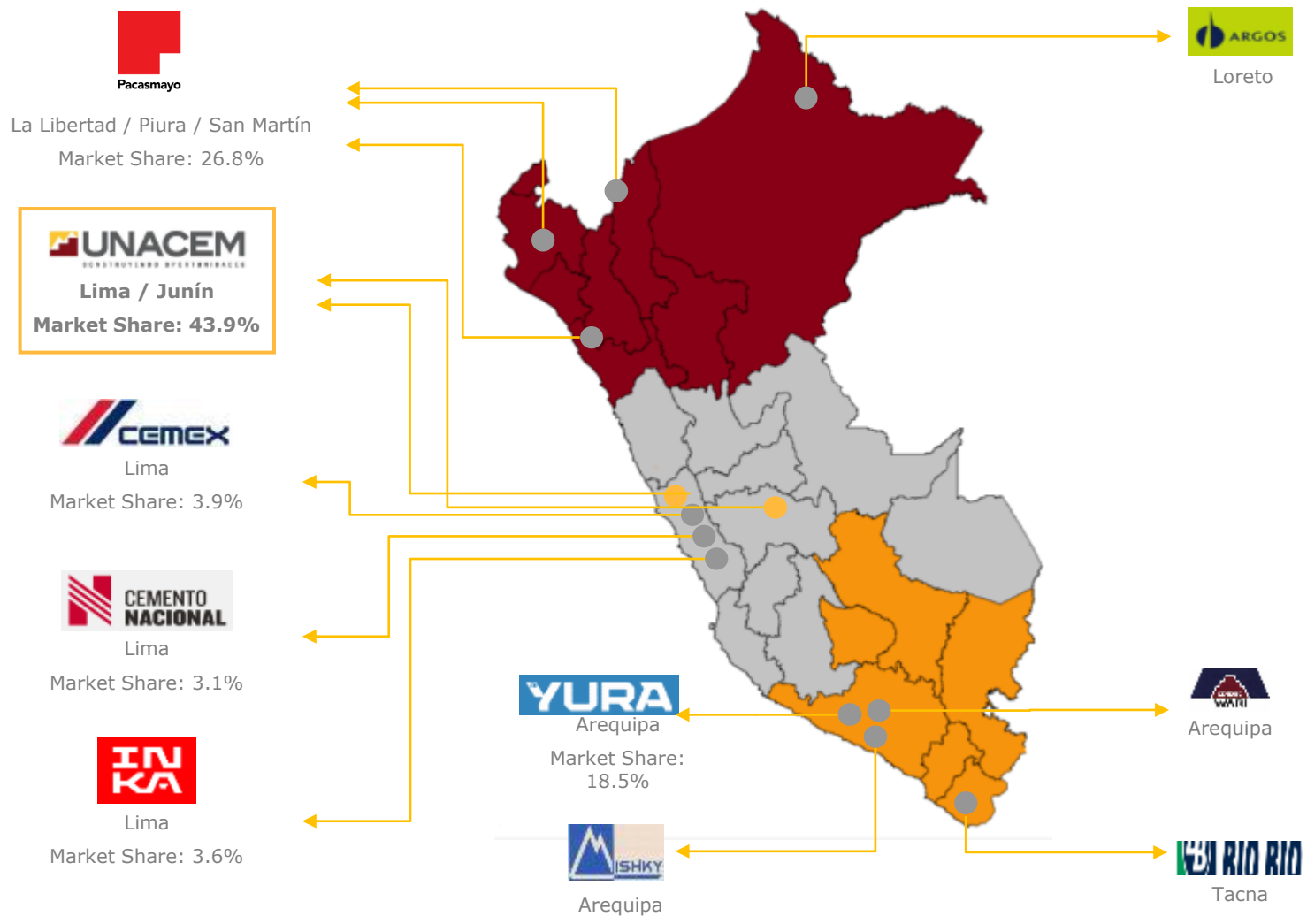


4. UNACEM Peru



Condorcocha Plant, Tarma (3,950 m.a.s.l)

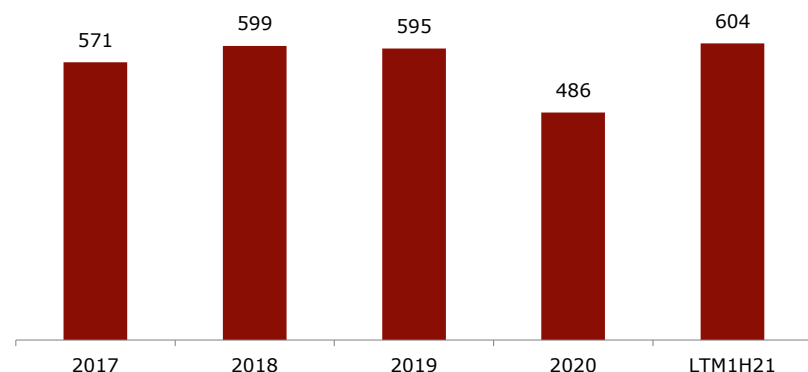
UNACEM is the cement market leader in Peru



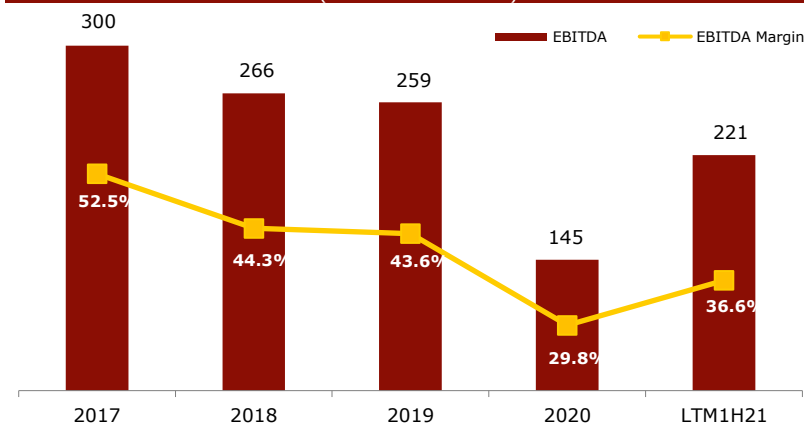
4. Consistently delivering strong financial results

Separate financial performance

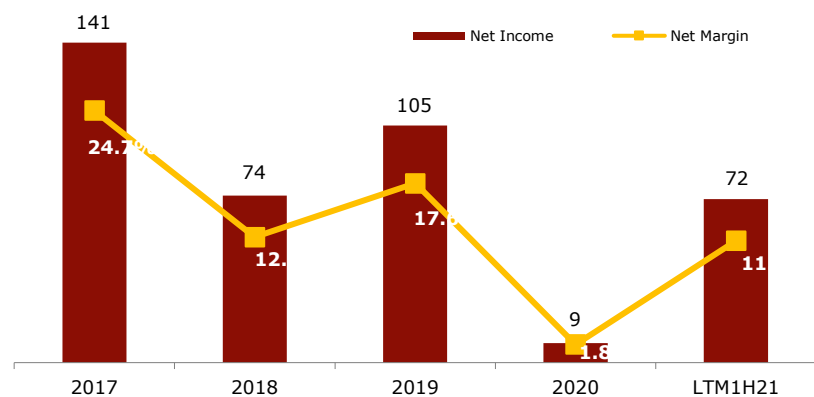
Revenues
(USD Millions)



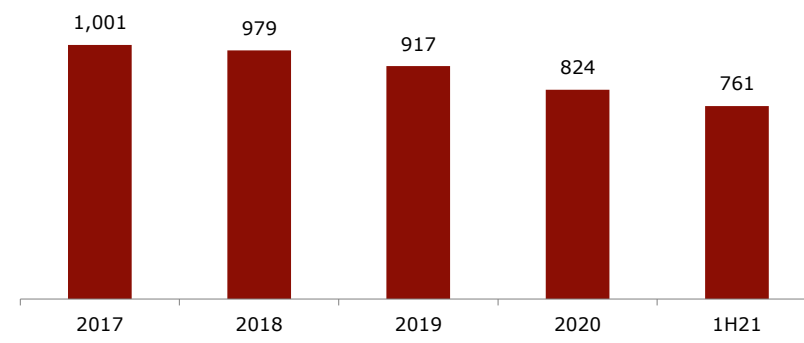
EBITDA and EBITDA Margin
(USD Millions and %)



Net Income & Net Margin
(USD Millions and %)



Net Debt
(USD Millions)

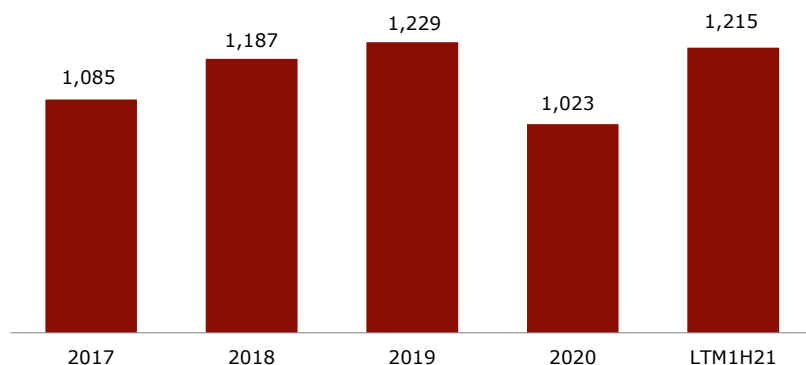


5. Consolidated Financial Highlights

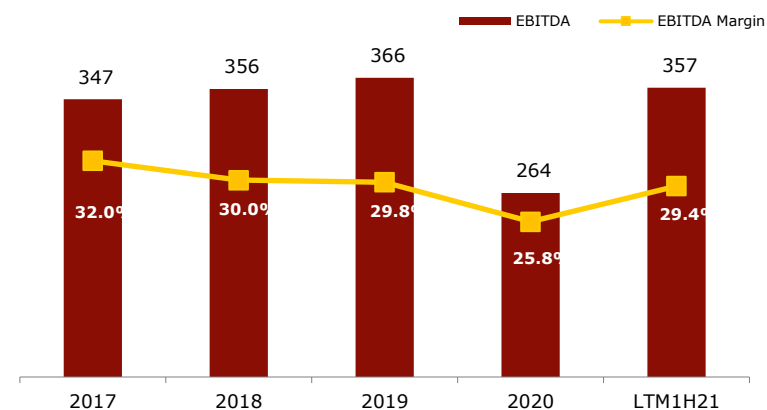


Good results despite tough environment ...

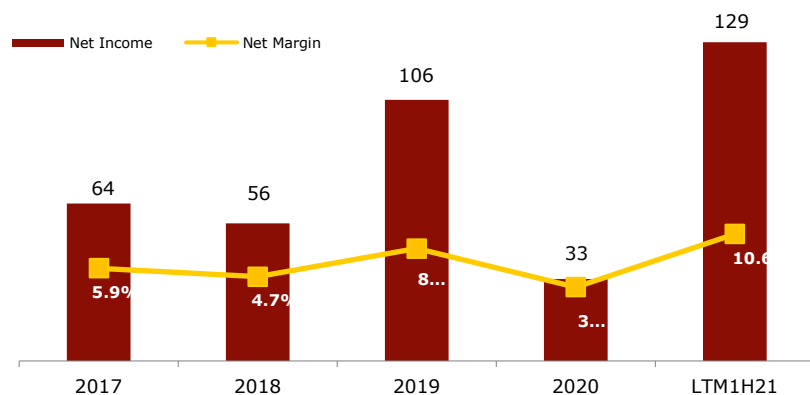
Revenues
(USD Millions)



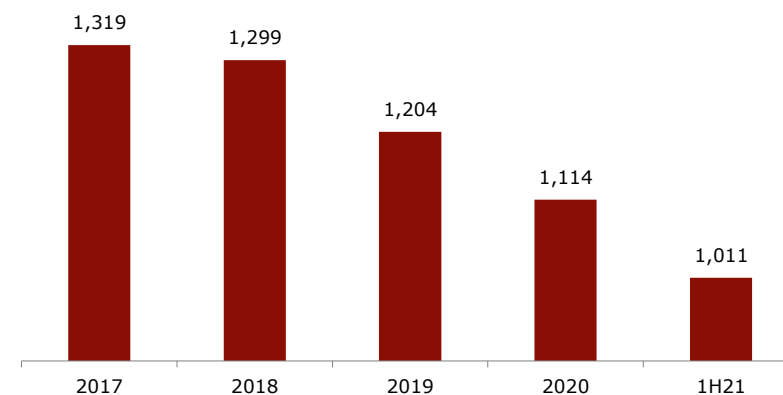
EBITDA and EBITDA Margin
(USD Millions and %)



Net Income & Net Margin
(USD Millions and %)



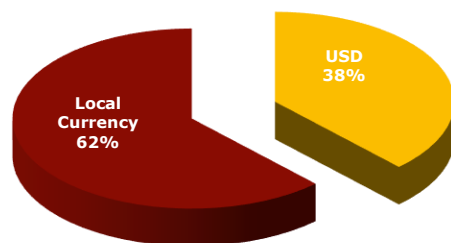
Net Debt
(USD Millions)



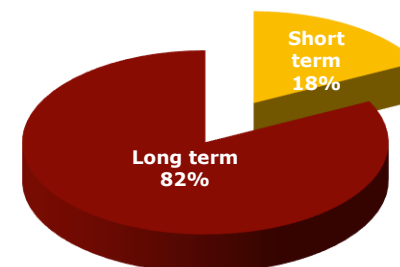
... with a lean consolidated debt structure

Total Debt as June 2021 USD 1,175 million

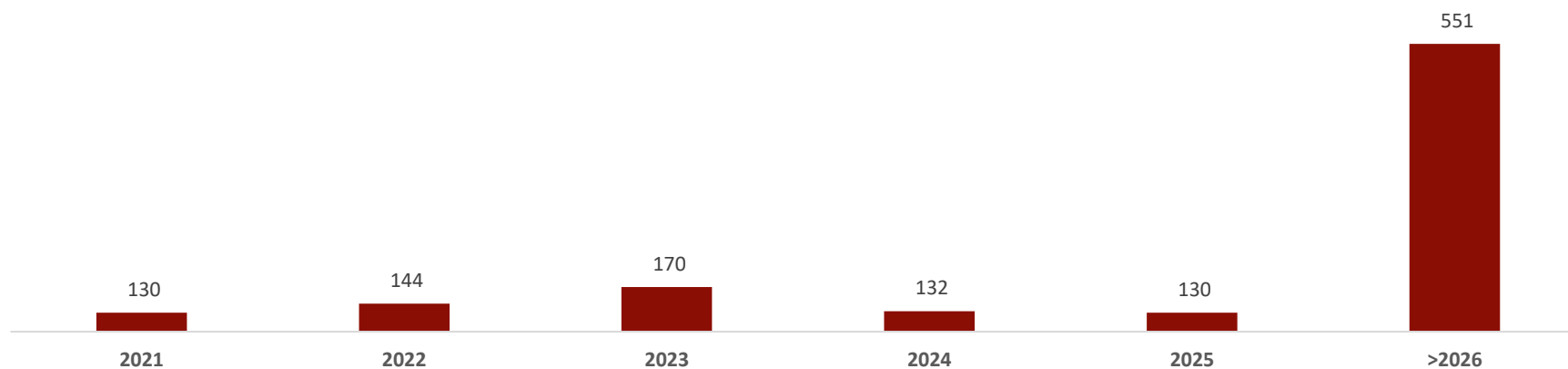
FX Distribution
(USD Millions)



Maturity Profile
(%)






Amortization Schedule
(USD Millions)



UNACEM stand-alone's liability management process for PEN 1.2 billion

Improved debt profile:

- ✓ Extended duration
- ✓ Lower average cost

Total amount		PEN 1,168 million	
Banks :		PEN	533 million
		PEN	407 million
		PEN	228 million
Term:	6 years		
Disbursement:	January 21, 2021		
Use of proceeds:	Refinance existing liabilities		

Semana del Mercado de Capitales

renta4banco

May 26 -27, 2021



Atocongo Plant, Lima